

The background is a collage of Easter-themed images. On the left, a vertical strip shows a speckled egg, white flowers, and a wooden cross in soil. The right side features a light pink background with a white egg, speckled eggs, and greenery. The text is centered on the right side.

Easter Online Playbook


Invite your friends and family to celebrate the good news of Christ this Easter.

Many people are still socially distancing. We want to help you celebrate Easter with your family near or far.

WE HOPE TO CREATE A WAY FOR YOU TO CELEBRATE THE RISEN KING WITH THOSE YOU LOVE. WHATEVER YOUR SITUATION, AND WHEREVER YOU ARE...YOU ARE WELCOME HERE!



Service Times



8:30 AM - 10 AM - 11:30 AM
IN PERSON & ONLINE

Steps for Easter Online

HE IS
RISEN!

STEP 1: PRAY

STEP 2: INVITE

STEP 3: HOST

STEP 4: ENGAGE

Begin with Prayer



PRAISE GOD FOR WHO HE IS AND WHAT HE HAS DONE AND IS DOING IN YOUR LIFE AND THE LIVES OF YOUR LOVED ONES.

REPENT OF ANYTHING KEEPING YOU FROM CLOSENESS WITH GOD. ASK HIM TO REVEAL ANYTHING YOU NEED TO ASK FORGIVENESS FOR. QUIET YOUR HEART, HEAR HIM SPEAK, ASK FORGIVENESS, AND FOR HIM TO CHANGE YOUR HEART.

ASK GOD TO REVEAL TO YOU WHO NEEDS AN INVITATION TO EASTER SERVICES ONLINE. HE WILL BE FAITHFUL IN BRINGING NAMES TO YOUR HEART AND MIND. WRITE THEM DOWN. PRAY FOR THEM SPECIFICALLY.

FINALLY, GIVE THANKS. EVEN THOUGH THE PANDEMIC ISN'T OVER, WE HAVE SO MUCH TO BE THANKFUL FOR. LET YOUR CREATOR HEAR IT FROM YOU.



Invite!

**WE HAVE SEVERAL
WAYS TO INVITE
FRIENDS AND FAMILY
TO "WHAT WOULD JESUS
SAY" EASTER SERVICES**

Text: Download the official invitation [HERE](#), save image to your camera roll, then send image in a text.

Facebook: Visit the Foothills Boise Facebook page. Each Easter service is set up as an event on Facebook. Simply RSVP to the one you are planning to view online and invite your friends and family.

Weblink: Visit [Foothills.org/events](https://foothills.org/events)
Click the Easter service you plan to attend. Grab the link from the search bar. Copy and paste to text message, email, etc.

Make it Special

Prepare your spirit to worship: Listen to Foothills Easter Playlist on Spotify.
[CLICK HERE](#)

Prepare your soul for communion: Make it as traditional as unleavened bread and wine or as simple as graham cracker and apple juice. It's not about the elements as much as what they represent.

Prepare your heart for generosity: You will have the opportunity to give an offering. Pray ahead of time for God to lead you in generosity.

“He humbled himself by becoming obedient to the point of death, even death on a cross.” – Philippians 2:8



Hosting Tips

Host via Zoom (Preferred)

Create a Zoom Meeting for the time of service you wish to attend.

Send the Meeting link to your friends and family.

Welcome everyone.




Tune into Foothills YouTube Live Stream of Easter Services.

Share Your Screen (Note: Unless you have a zoom account. it will end at 45 minutes. You can then launch a new meeting to do follow-up questions and/or play a game.

Hosting Tips Continued...

Host via Facebook Watch Party

To create a watch party in a group:

- From your News Feed, click Groups in the left menu and select your group.
- Click the text next to your profile picture at the top of the group.
- Click  then click Watch Party. Search for Foothills Boise
- Select live video of the service you wish to attend. Then click Next.
- You can choose to add a description for your watch party, then click Post.
- You'll see a message that says "Your Watch Party Is About To Begin."
- To add group members to your watch party, click  Invite in the bottom left of the video. On the right, type their name and click  Invite next to their name. Any people you invite will receive a notification that they've been invited to join your watch party.
- When someone joins, you'll see their profile picture in the bottom left of your screen.

Host a Live Watch Party

Depending on your state and county, determine what is best for you and your family. If you are able and desire for a live Watch Party or a combination, simply follow the steps above.


Gather your people and have a glorious celebration. We don't need to tell you how to do that.





After Your Watch Party

KEEP THE FUN GOING. FOLLOWING
THE SERVICE, ANSWER THE
DISCUSSION QUESTIONS ON THE
SCREEN.



For the Kids:
[Click Here](#)
for Cross
Crafts for
Kids

